
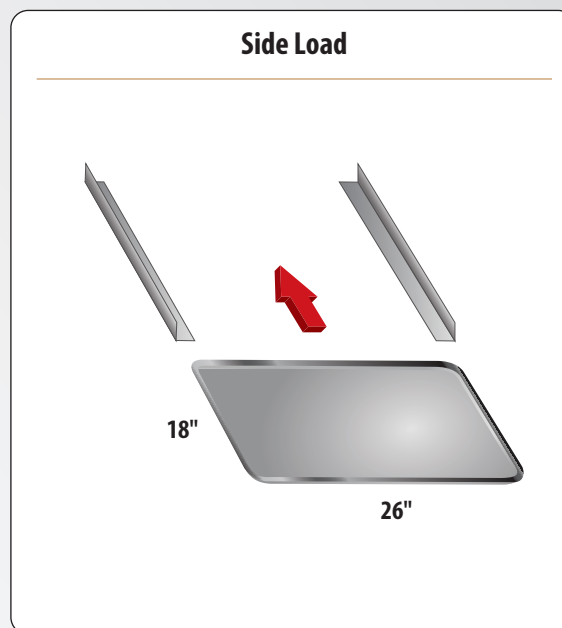
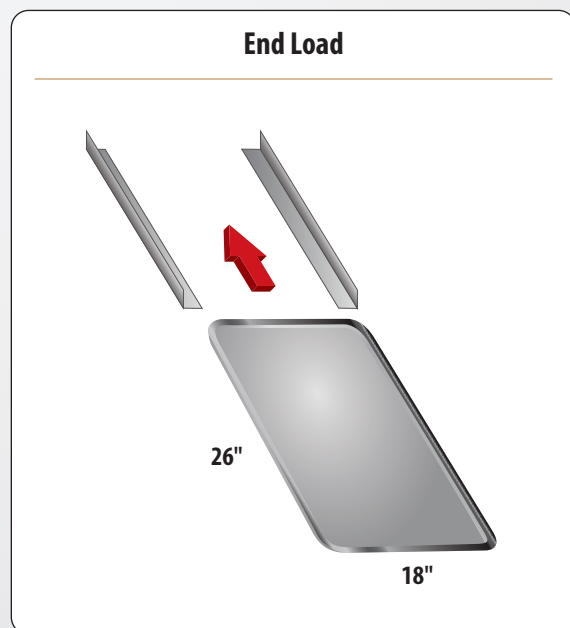


Pan Rack Tray Direction Guide



Oven Rack Ordering Guide



Example: PR80-A-2612-HO-C-TG

Oven Rack Series

Construction Material:

- A Aluminum
- S Stainless Steel

Pan Rack Tray Direction Guide:

- 26 Side Load
- 18 End Load

Oven Style:

- AD Adamatic
- BA Bakers-Aid
- BX Baxter
- HO Hobart
- LA Lang
- LK Lucks
- RV Revent

Tray Guard

Lift Style:

- A A-Lift
- B B-Lift
- C C-Lift
- PIN for Bakers-Aid bottom carousel oven

of Runners:

- 10 10 Runners w/6" Spacing
- 12 12 Runners w/5" Spacing
- 15 15 Runners w/4" Spacing
- 20 20 Runners w/3" Spacing

This is a general explanation of the Oven Rack Part Numbering System. For actual part number, please contact the Choice Equipment Company Sales Department, since there may be some deviations.

Construction

- Constructed of Heavy-Duty extruded 6063 aluminum alloy
- End load for single rack ovens
- Side load and double side load for double rack ovens
- Available in 10, 12, 15, or 20 Tray Capacity for 18" x 26" trays
- Available in A, B and C-lift styles
- Fully welded frame and base for strength
- Tray guard available for single units

Casters

- Units feature a High Quality 4" Hi-Temp Phenolic swivel casters for easy maneuvering
- Patented Off-Set King Pin Design* for increased stability on narrow racks
*Patent Number: 9,452,638 B1
- Casters bolted to flat wheel plate

Uprights & Cross Braces

- Uprights are one solid piece of 1-1/8" square tubular frame with rounded-edges
- Cross braces are 1" square tubing
- All stainless steel lift brackets

Runners

- Tray runners are all aluminum and fully welded to the frame
- Each runner measures 1" x 1-1/2" x .078" angle



PR80-A-1815-BA-B-TG
End Load
(For Single Rack Ovens)



PR80-A-2615-BA-B-TG
Side Load
(For Double Rack Ovens)



PR80-A-2620-D-BA-B
Double Side Load
(For Double Rack Ovens)

	Model Number	Overall Dimensions			Tray Cap	Runner Spacing	Ship Lbs.	List Price \$
		W	D	H				
End Load	PR80-A-1810-BA-B-TG	21"	26"	69.75"	10	6"	36	1264
	PR80-A-1812-BA-B-TG	21"	26"	69.75"	12	5"	38	1289
	PR80-A-1815-BA-B-TG	21"	26"	69.75"	15	4"	40	1342
	PR80-A-1820-BA-B-TG	21"	26"	69.75"	20	3"	46	1374
Side Load	PR80-A-2610-BA-B-TG	29"	18"	69.75"	10	6"	38	1264
	PR80-A-2612-BA-B-TG	29"	18"	69.75"	12	5"	40	1289
	PR80-A-2615-BA-B-TG	29"	18"	69.75"	15	4"	48	1342
	PR80-A-2620-BA-B-TG	29"	18"	69.75"	20	3"	54	1374
Double Side Load	PR80-A-2610-D-BA-B	29"	36"	69.75"	20	6"	47	1418
	PR80-A-2612-D-BA-B	29"	36"	69.75"	24	5"	50	1468
	PR80-A-2615-D-BA-B	29"	36"	69.75"	30	4"	54	1537
	PR80-A-2620-D-BA-B	29"	36"	69.75"	40	3"	61	1630





PR80-A-1815-BX-B-TG
End Load
(For Single Rack Ovens)



PR80-A-2615-BX-B-TG
Side Load
(For Double Rack Ovens)



PR80-A-2615-D-BX-B
Double Side Load
(For Double Rack Ovens)

Construction

- Constructed of Heavy-Duty extruded 6063 aluminum alloy
- End load for single rack ovens
- Side load and double side load for double rack ovens
- Available in 10, 12, 15, or 20 Tray Capacity for 18" x 26" trays
- Available in A, B and C-lift styles
- Fully welded frame and base for strength
- Tray guard available for single units

Casters

- Units feature a High Quality 4" Hi-Temp Phenolic swivel casters for easy maneuvering
- Patented Off-Set King Pin Design* for increased stability on narrow racks
- *Patent Number: 9,452,638 B1
- Casters bolted to flat wheel plate

Uprights & Cross Braces

- Uprights are one solid piece of 1-1/8" square tubular frame with rounded-edges
- Cross braces are 1" square tubing
- All stainless steel lift brackets

Runners

- Tray runners are all aluminum and fully welded to the frame
- Each runner measures 1" x 1-1/2" x .078" angle

	Model Number	Overall Dimensions			Tray Cap	Runner Spacing	Ship Lbs.	List Price \$
		W	D	H				
End Load	PR80-A-1810-BX-B-TG	21"	26"	69.75"	10	6"	36	1264
	PR80-A-1812-BX-B-TG	21"	26"	69.75"	12	5"	38	1289
	PR80-A-1815-BX-B-TG	21"	26"	69.75"	15	4"	40	1342
	PR80-A-1820-BX-B-TG	21"	26"	69.75"	20	3"	46	1374
Side Load	PR80-A-2610-BX-B-TG	29"	18"	69.75"	10	6"	38	1264
	PR80-A-2612-BX-B-TG	29"	18"	69.75"	12	5"	40	1289
	PR80-A-2615-BX-B-TG	29"	18"	69.75"	15	4"	48	1342
	PR80-A-2620-BX-B-TG	29"	18"	69.75"	20	3"	54	1374
Double Side Load	PR80-A-2610-D-BX-B	29"	36"	69.75"	20	6"	47	1418
	PR80-A-2612-D-BX-B	29"	36"	69.75"	24	5"	50	1468
	PR80-A-2615-D-BX-B	29"	36"	69.75"	30	4"	54	1537
	PR80-A-2620-D-BX-B	29"	36"	69.75"	40	3"	61	1630



Construction

- Constructed of Heavy-Duty extruded 6063 aluminum alloy
- End load for single rack ovens
- Side load and double side load for double rack ovens
- Available in 10, 12, 15, or 20 Tray Capacity for 18" x 26" trays
- Available in A, B and C-lift styles
- Fully welded frame and base for strength
- Tray guard available for single units

Casters

- Units feature a High Quality 4" Hi-Temp Phenolic swivel casters for easy maneuvering
- Patented Off-Set King Pin Design* for increased stability on narrow racks
*Patent Number: 9,452,638 B1
- Casters bolted to flat wheel plate

Uprights & Cross Braces

- Uprights are one solid piece of 1-1/8" square tubular frame with rounded-edges
- Cross braces are 1" square tubing
- All stainless steel lift brackets

Runners

- Tray runners are all aluminum and fully welded to the frame
- Each runner measures 1" x 1-1/2" x .078" angle



PR80-A-1815-HO-B-TG
End Load
(For Single Rack Ovens)



PR80-A-2615-HO-B-TG
Side Load
(For Double Rack Ovens)



PR80-A-2615-D-HO-B
Double Side Load
(For Double Rack Ovens)

	Model Number	Overall Dimensions			Tray Cap	Runner Spacing	Ship Lbs.	List Price \$
		W	D	H				
End Load	PR80-A-1810-HO-B-TG	21"	26"	69.75"	10	6"	36	1264
	PR80-A-1812-HO-B-TG	21"	26"	69.75"	12	5"	38	1289
	PR80-A-1815-HO-B-TG	21"	26"	69.75"	15	4"	40	1342
	PR80-A-1820-HO-B-TG	21"	26"	69.75"	20	3"	46	1374
Side Load	PR80-A-2610-HO-B-TG	29"	18"	69.75"	10	6"	38	1264
	PR80-A-2612-HO-B-TG	29"	18"	69.75"	12	5"	40	1289
	PR80-A-2615-HO-B-TG	29"	18"	69.75"	15	4"	48	1342
	PR80-A-2620-HO-B-TG	29"	18"	69.75"	20	3"	54	1374
Double Side Load	PR80-A-2610-D-HO-B	29"	36"	69.75"	20	6"	47	1418
	PR80-A-2612-D-HO-B	29"	36"	69.75"	24	5"	50	1468
	PR80-A-2615-D-HO-B	29"	36"	69.75"	30	4"	54	1537
	PR80-A-2620-D-HO-B	29"	36"	69.75"	40	3"	61	1630





PR80-A-1815-HO-C-TG
End Load
(For Single Rack Ovens)



PR80-A-2615-HO-C-TG
Side Load
(For Double Rack Ovens)



PR80-A-2615-D-HO-C
Double Side Load
(For Double Rack Ovens)

Construction

- Constructed of Heavy-Duty extruded 6063 aluminum alloy
- End load for single rack ovens
- Side load and double side load for double rack ovens
- Available in 10, 12, 15, or 20 Tray Capacity for 18" x 26" trays
- Available in A, B and C-lift styles
- Fully welded frame and base for strength
- Tray guard available for single units

Casters

- Units feature a High Quality 4" Hi-Temp Phenolic swivel casters for easy maneuvering
- Patented Off-Set King Pin Design* for increased stability on narrow racks
**Patent Number: 9,452,638 B1*
- Casters bolted to flat wheel plate

Uprights & Cross Braces

- Uprights are one solid piece of 1-1/8" square tubular frame with rounded-edges
- Cross braces are 1" square tubing
- All stainless steel lift brackets

Runners

- Tray runners are all aluminum and fully welded to the frame
- Each runner measures 1" x 1-1/2" x .078" angle

	Model Number	Overall Dimensions			Tray Cap	Runner Spacing	Ship Lbs.	List Price \$
		W	D	H				
End Load	PR80-A-1810-HO-C-TG	21"	26"	71.5"	10	6"	36	1264
	PR80-A-1812-HO-C-TG	21"	26"	71.5"	12	5"	38	1289
	PR80-A-1815-HO-C-TG	21"	26"	71.5"	15	4"	40	1342
	PR80-A-1820-HO-C-TG	21"	26"	71.5"	20	3"	46	1374
Side Load	PR80-A-2610-HO-C-TG	29"	18"	71.5"	10	6"	38	1264
	PR80-A-2612-HO-C-TG	29"	18"	71.5"	12	5"	40	1289
	PR80-A-2615-HO-C-TG	29"	18"	71.5"	15	4"	48	1342
	PR80-A-2620-HO-C-TG	29"	18"	71.5"	20	3"	54	1374
Double Side Load	PR80-A-2610-D-HO-C	29"	36"	71.5"	20	6"	47	1418
	PR80-A-2612-D-HO-C	29"	36"	71.5"	24	5"	50	1468
	PR80-A-2615-D-HO-C	29"	36"	71.5"	30	4"	54	1537
	PR80-A-2620-D-HO-C	29"	36"	71.5"	40	3"	61	1630



Construction

- Constructed of Heavy-Duty extruded 6063 aluminum alloy
- End load for single rack ovens
- Side load and double side load for double rack ovens
- Available in 10, 12, 15, or 20 Tray Capacity for 18" x 26" trays
- Available in A, B and C-lift styles
- Fully welded frame and base for strength
- Tray guard available for single units

Casters

- Units feature a High Quality 4" Hi-Temp Phenolic swivel casters for easy maneuvering
- Patented Off-Set King Pin Design* for increased stability on narrow racks
*Patent Number: 9,452,638 B1
- Casters bolted to flat wheel plate

Uprights & Cross Braces

- Uprights are one solid piece of 1- $\frac{1}{8}$ " square tubular frame with rounded-edges
- Cross braces are 1" square tubing
- All stainless steel lift brackets

Runners

- Tray runners are all aluminum and fully welded to the frame
- Each runner measures 1" x 1- $\frac{1}{2}$ " x .078" angle



PR80-A-1810-RV-C-TG
End Load
(For Single Rack Ovens)



PR80-A-2620-RV-C-TG
Side Load
(For Double Rack Ovens)



PR80-A-2620-D-RV-C
Double Side Load
(For Double Rack Ovens)

	Model Number	Overall Dimensions			Tray Cap	Runner Spacing	Ship Lbs.	List Price \$
		W	D	H				
End Load	PR80-A-1810-RV-C-TG	21"	26"	73"	10	6"	36	1264
	PR80-A-1812-RV-C-TG	21"	26"	73"	12	5"	38	1289
	PR80-A-1815-RV-C-TG	21"	26"	73"	15	4"	40	1342
	PR80-A-1820-RV-C-TG	21"	26"	73"	20	3"	46	1374
Side Load	PR80-A-2610-RV-C-TG	29"	18"	73"	10	6"	38	1264
	PR80-A-2612-RV-C-TG	29"	18"	73"	12	5"	40	1289
	PR80-A-2615-RV-C-TG	29"	18"	73"	15	4"	48	1342
	PR80-A-2620-RV-C-TG	29"	18"	73"	20	3"	54	1374
Double Side Load	PR80-A-2610-D-RV-C	29"	36"	73"	20	6"	47	1418
	PR80-A-2612-D-RV-C	29"	36"	73"	24	5"	50	1468
	PR80-A-2615-D-RV-C	29"	36"	73"	30	4"	54	1537
	PR80-A-2620-D-RV-C	29"	36"	73"	40	3"	61	1630

